



Tehniskie nosacījumi dalībai Erasmus+ 2021-2027

EU Login, Organizāciju reģistrācija, Erasmus+ un ESC platforma



Valsts izglītības attīstības aģentūra



Erasmus+

Bagātini pieredzi, domā plašāk

Erasmus+ un Eiropas Solidaritātes korpusa platforma

The screenshot shows the homepage of the Erasmus+ and European Solidarity Corps platform. At the top left is the European Commission logo. The main header is dark blue with 'Home' on the left and 'Register or login' with a user icon on the right. A yellow close button is visible in the top left corner of the header area.

Welcome to Erasmus+ and European Solidarity Corps page! ⓘ

Here you can apply for one or more of the actions supported by the Erasmus+ Programme or European Solidarity Corps and managed by the Erasmus+ National Agencies.

In section "Opportunities" below, you can browse open calls by the programme and apply. Please note, that to start your application you will need to register or login with your EU Login credentials. Check our applicant and beneficiary guides [🔗](#) for complete step-by-step guidelines.

More information

If you need more information about Erasmus+ Programme, please visit the programme home page [🔗](#). In case you're looking for information about European Solidarity Corps, please visit European Youth Portal [🔗](#).

If you are interested in applying for Erasmus+ actions managed by the Education, Audiovisual and Culture Executive Agency, please visit the website of the Agency [🔗](#).

Looking for support or have further questions?

Do you have further questions about the Erasmus+ Programme? Get in touch with a National Agency in your country. Please check the list of contacts [🔗](#) in the Support menu.

Do you need support in applying for European Solidarity Corps? Please visit "Contact us" page [🔗](#) on European Youth Portal.

OPPORTUNITIES

Erasmus+
View opportunities and start your application
[Opportunities](#)

European Solidarity Corps
View opportunities and start your application
[Opportunities](#)

<https://webgate.ec.europa.eu/erasmus-esc/index/>

Erasmus+

Erasmus+ un Eiropas Solidaritātes korpUSA platformā iespējams:

- ✓ reģistrēt organizāciju dalībai Erasmus+ (OID koda iegūšana)
- ✓ rediģēt savas organizācijas datus
- ✓ aizpildīt projektu pieteikuma veidlapas
- ✓ piekļūt projektu vadības un atskaišu sistēmai (projektu īstenotājiem)
- ✓ piekļūt projektu rezultātu izplatīšanas platformai
- ✓ piekļūt aktuālajiem programmas dokumentiem un EK saitēm

Kas jādara, lai iesniegtu projekta pieteikumu?

Organizācijai jāpārbauda **atbilstība programmas noteikumiem** un finanšu noteikumiem (juridiska persona, nav bankrotējusi, nav nodokļu parādu u.c.)

Organizācijai jāiegūst organizācijas ID kods (OID)

Jāaizpilda un jāiesniedz tiešsaistes projekta **pieteikuma veidlapa**

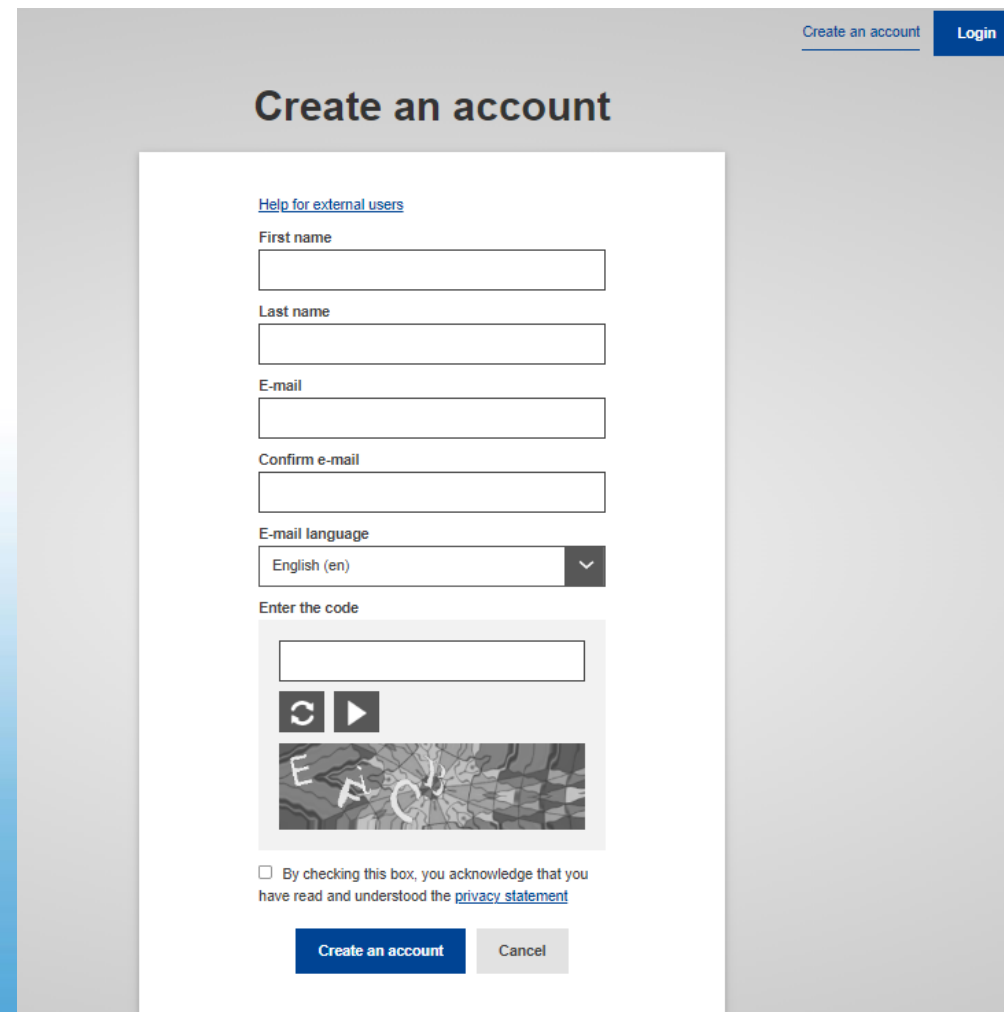
1.solis – EU Login konta reģistrācija

EU Login ir Eiropas Komisijas izveidots autentifikācijas pakalpojums, kas ļauj autorizētiem lietotājiem piekļūt dažādām Eiropas Komisijas informācijas sistēmām.

Izveidot *EU Login* kontu iespējams šeit - <https://webgate.ec.europa.eu/cas/eim/external/register.cgi>

- ✓ Veidojot *EU Login* kontu organizācijas reģistrēšanai, vēlams izmantot organizācijas e-pasta adresi.
- ✓ Veidojot *EU Login* kontu pieteikuma aizpildīšanai (vēlāk – projektu īstenošanai) - privāto/darba e-pasta adresi.

EU Login lietotāja vadlīnijas – [šeit](#).



The screenshot shows the 'Create an account' registration page. At the top right, there are links for 'Create an account' and a 'Login' button. The main heading is 'Create an account'. Below it, there is a link for 'Help for external users'. The form fields include: 'First name', 'Last name', 'E-mail', 'Confirm e-mail', 'E-mail language' (set to 'English (en)'), and 'Enter the code'. There are also 'Refresh' and 'Next' buttons for the code field. At the bottom, there is a checkbox for acknowledging the 'privacy statement' and two buttons: 'Create an account' and 'Cancel'.

2.solis – organizācijas reģistrācija (1)

Atceries!

- ✓ Organizācija jāreģistrē un OID kods jāiegūst **tikai vienreiz**.
- ✓ Pirms reģistrēšanas, **pārliecinies** vai organizācija jau nav iepriekš reģistrēta.
- ✓ Iegūt OID kodu nepieciešams **visām organizācijām**, kas vēlas piedalīties Erasmus+ programmā – gan projektu pieteicējiem, gan partneriem.
- ✓ Ja organizācija iepriekš ir iesniegusi/īstenojusi Erasmus+ projektus un ir ieguvusi **PIC kodu**, tad OID kods ir piešķirts automātiski un **nav jāizveido jauns** (OID kodu atradīsiet Erasmus+ platformas sadaļā «Organisations»).

Ievadot OID kodu tiešsaistes projekta pieteikuma veidlapā, tajā automātiski tiks ielasīti dati par organizāciju.

Vadlīnijas organizāciju reģistrācijai – [šeit](#).

Erasmus+

Organizācijas reģistrācija (2)

Erasmus+ un Eiropas Solidaritātes korpusa platformā

European Commission

Erasmus+ and European Solidarity Corps

HOME

ORGANISATIONS >

OPPORTUNITIES >

PROJECTS >

SUPPORT >

RESOURCES >

Home

Register or login

Welcome to Erasmus+ and European Solidarity Corps page! ?

Here you can apply for one or more of the actions supported by the Erasmus+ Programme or European Solidarity Corps and managed by the Erasmus+ National Agencies.

In section "Opportunities" below, you can browse open calls by the programme and apply. Please note, that to start your application you will need to register or login with your EU Login credentials. Check our [applicant and beneficiary guides](#) for complete step-by-step guidelines.

More information

If you need more information about Erasmus+ Programme, please visit the [programme home page](#). In case you're looking for information about European Solidarity Corps, please visit [European Youth Portal](#).

If you are interested in applying for Erasmus+ actions managed by the Education, Audiovisual and Culture Executive Agency, please visit the [website of the Agency](#).

Looking for support or have further questions?

Do you have further questions about the Erasmus+ Programme? Get in touch with a National Agency in your country. Please check the [list of contacts](#) in the Support menu.

Do you need support in applying for European Solidarity Corps? Please visit "Contact us" page on [European Youth Portal](#).

OPPORTUNITIES

Erasmus+
View opportunities and start your application
[Opportunities](#)

European Solidarity Corps
View opportunities and start your application
[Opportunities](#)

Pieslēšanās izmantojot EU Login

Sadaļa «Organisations»

Organizācijas reģistrācija (3)

European Commission

Erasmus+ and European Solidarity Corps

HOME

ORGANISATIONS

Search for an Organisation

Register my Organisation

My Organisations

OPPORTUNITIES

APPLICATIONS

PROJECTS

SUPPORT

RESOURCES

CONFIGURATION

Home > Search for an Organisation

Register or login

Search for an Organisation

ORGANISATION REGISTRATION FOR ACTIONS MANAGED BY NATIONAL AGENCIES

To submit an application, you will need an Organisation ID. Organisations that have already participated in an Erasmus+ or European Solidarity Corps action managed by a National Agency and have a Participant Identification Code (PIC) have been assigned an Organisation ID automatically. Please use the search below to find your organisation and its corresponding Organisation ID (you can use your existing PIC in the Advanced search feature below). Alternatively, if you are an authorised user, you can see the list of your registered organisations using My Organisations.

IS YOUR ORGANISATION ALREADY REGISTERED?

The Erasmus+ and European Solidarity Corps programmes are managed by National Agencies in participating countries and the Education, Audiovisual, and Culture Executive Agency (EACEA). For certain actions, you must apply through the National Agencies and, for others, through Education, Audiovisual and Culture Executive Agency (EACEA). To apply for actions managed by National Agencies please use the links provided below. For actions managed by EACEA, please visit the [Funding & tender opportunities portal](#).

SEARCH FOR YOUR ORGANISATION

please enter a legal name, business name, hyperlink, PIC or an OID

Search

Search results

No organisation searched

Active filters:
[Reset all](#)

REGISTER YOUR ORGANISATION

To apply through the National Agency, you have to register your organisation and obtain an organisation ID.

[+ Register a new Organisation](#)

ORGANISATIONS
View all your Organisations
[My Organisations](#)

Erasmus+
View opportunities and start your application
[Opportunities](#)

European Solidarity Corps
View opportunities and start your application
[Opportunities](#)

1. Pārlicinies vai organizācija jau nav reģistrēta

2. Sāc reģistrāciju

Organizācijas reģistrācija (4)

Home

Welcome
Vīneta Straume

Register My Organisation

✖ Your form is not complete, please check the red marks on the content menu.

Content Menu

- ✖ Organisation data
- ✖ Legal address
- ✖ Organisation Contact Person
- ✖ Users

Organisation data

The data contained in the highlighted fields below () are publicly available to anyone searching for an organisation (legal entities and natural persons) through the [Erasmus+ and European Solidarity Corps platform](#). You can find more information here [Privacy Policy](#).

PIC ⓘ #####

Legal name * ⓘ Legal name 500

Business name ⓘ Business name 500

Legal status ⓘ International organisation

* ⓘ a natural person a legal person

ⓘ sme

Official language * ⓘ Select an option

Establishment/registration country * ⓘ Select an option

Region ⓘ Select an option

Legal form * ⓘ Select an option

VAT number * ⓘ VAT number 80

VAT number not applicable 100

Submit

Jāaizpilda visas sadaļas

Kad visa nepieciešamā informācija ir ievadīta, poga «Submit» kļūs aktīva.

Nospiežot «Submit» reģistrācija tiks pabeigta - parādīsies reģistrācijas apstiprinājums un organizācijai iegūtais OID kods.

Organizācijas reģistrācija (5)

Legal name – organizācijas nosaukums latīņu alfabēta burtiem.

Business name – organizācijas oficiālais reģistrētais nosaukums (ja attiecas, ar garumzīmēm un mīkstinājuma zīmēm)

Erasmus+ and European Solidarity Corps

Register My Organisation

✖ Your form is not complete, please check the red marks on the content menu.

Content Menu <

- ✖ Organisation data
- ✖ Legal address
- ✖ Organisation Contact Person
- ✖ Users

Organisation data

The data contained in the highlighted fields below () are publicly available to anyone searching for an organisation (legal entities and natural persons) through the [Erasmus+ platform](#). You can find more information here [Privacy Statement](#).

PIC ⓘ ##### 9

Legal name * ⓘ Legal name 500

Business name ⓘ Business name 500

Legal status ⓘ International organisation

* ⓘ a natural person a legal person

ⓘ sme

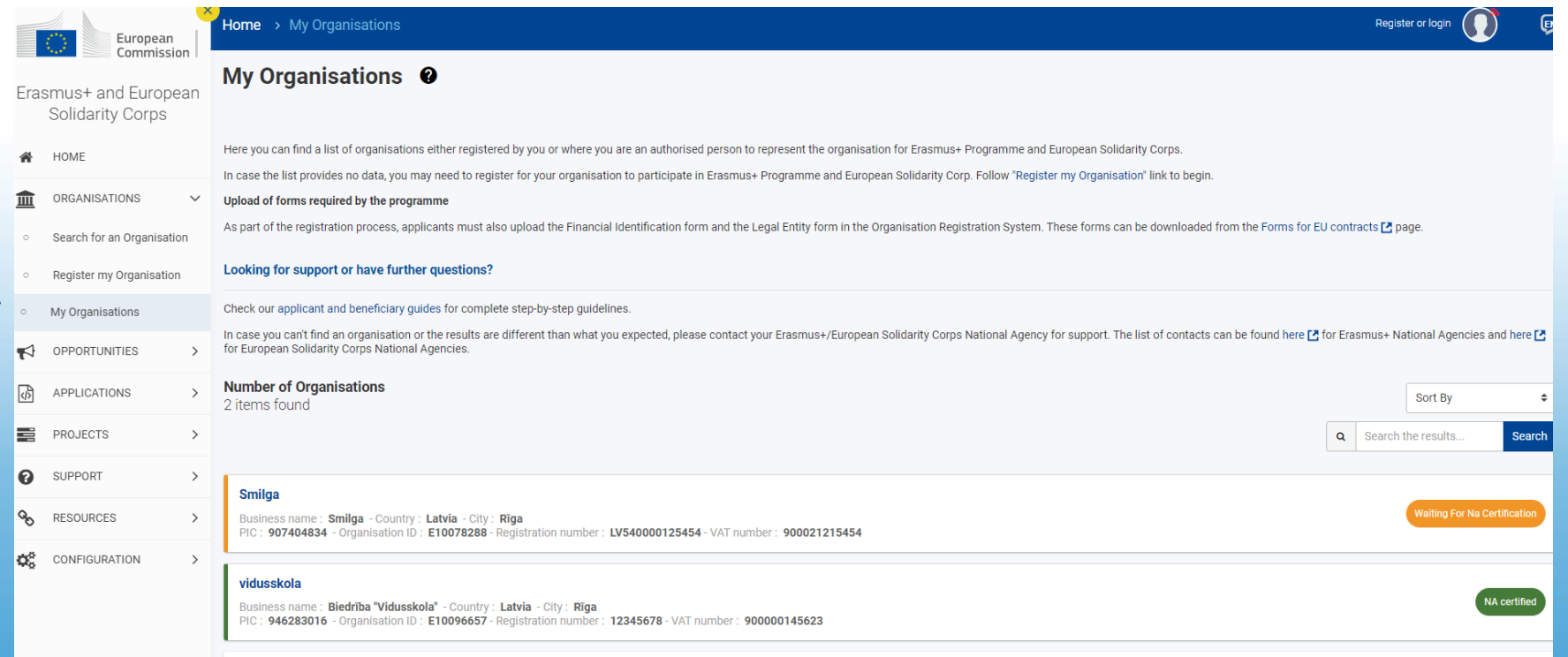
Official language * ⓘ Select an option ▾

Establishment/registration country * ⓘ Select an option ▾

Organizācijas reģistrācija (6)

Pēc reģistrācijas organizāciju atradīsiet sadaļā «*My Organisations*», kur iespējams:

- ✓ atjaunināt informāciju par reģistrēto organizāciju,
- ✓ pievienot papildu kontaktpersonas,
- ✓ pievienot dokumentus.



The screenshot displays the 'My Organisations' page on the European Commission website. The page title is 'My Organisations' with a help icon. The main content area includes a welcome message, instructions on how to find organizations, and a section for 'Upload of forms required by the programme'. Below this, there are links for 'Looking for support or have further questions?' and a 'Number of Organisations' section showing '2 items found'. Two organizations are listed: 'Smilga' and 'vidusskola', each with their business name, country, city, PIC, and Organisation ID. The 'Smilga' entry has a 'Waiting For Na Certification' button, and the 'vidusskola' entry has a 'NA certified' button. The left sidebar contains a navigation menu with items like HOME, ORGANISATIONS, OPPORTUNITIES, APPLICATIONS, PROJECTS, SUPPORT, RESOURCES, and CONFIGURATION. A blue arrow points to the 'My Organisations' item in the sidebar.

Dokumentu pievienošana

Pēc organizācijas reģistrācijas un OID koda iegūšanas, nepieciešams aizpildīt un pievienot sekojošus dokumentus:

- **Organizācijas juridiskā statusa veidlapa** (Legal Entity form) - lejuplādējama [šeit](#);
- **Finanšu identifikācijas veidlapa** (Financial Identification form) - lejuplādējama [šeit](#).
- Projektiem virs 60 000 EUR - **finanšu kapacitāti apliecinājoši dokumenti** – pēdējā noslēgtā gada peļņas zaudējumu aprēķins un bilance.

Edit My Organisation

Organisation ID : E10078288
Legal name : Smilga

Business name : Smilga
PIC : 907404834
VAT number : 900021215454

Legal form : BIEDRIBA
Establishment/registration country : Latvia

Last modification date : 10/11/2022 12:27:46 (Brussels time)
Last modified by : Jakobi Linda

Content Menu

- ✓ Organisation data
- ✓ Legal address
- ✓ Organisation Contact Person
- ✓ Users (12)
- ✓ Accreditations (0)
- ✓ Documents (1)

Organisation data

The data contained in the highlighted fields below () are publicly available to anyone searching for an organisation (legal entities and natural persons) through the [Erasmus+ and platform](#). You can find more information here [Privacy Statement](#).

PIC 907404834

Legal name * Smilga

Business name Smilga

Legal status International organisation

* a natural person a legal person

* private entity public body

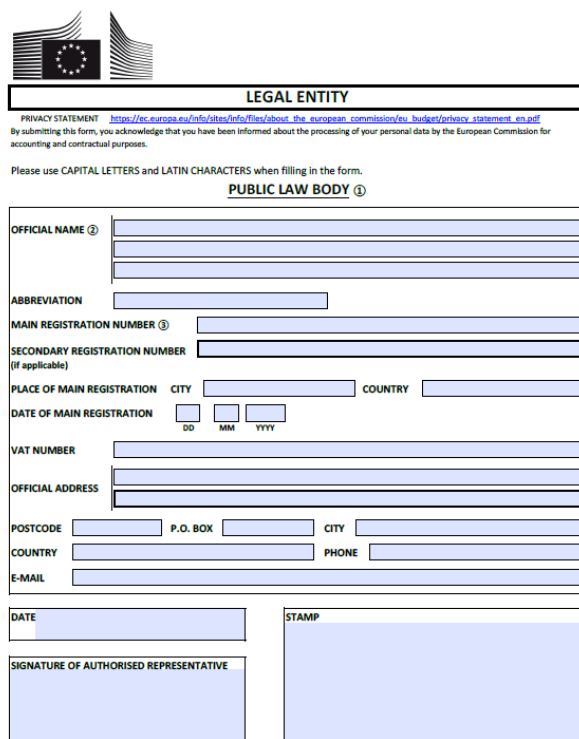
Organisation Registration Service | version 1.2.8 - 12/05/2022 | Privacy statement

Augšuplādēt šeit

Erasmus+

Dokumentu pievienošana

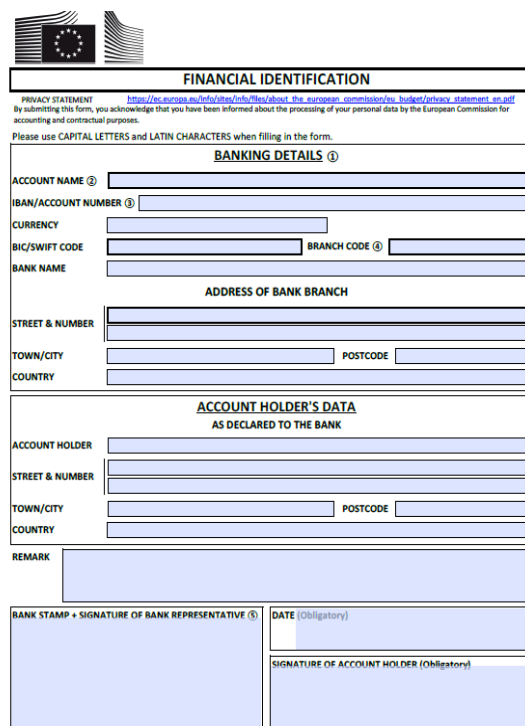
Organizāciju juridiskā statusa un finanšu identifikācijas veidlapas:



The form is titled 'LEGAL ENTITY' and includes a privacy statement and instructions. It contains several sections for data entry: 'PUBLIC LAW BODY', 'OFFICIAL NAME', 'ABBREVIATION', 'MAIN REGISTRATION NUMBER', 'SECONDARY REGISTRATION NUMBER', 'PLACE OF MAIN REGISTRATION', 'DATE OF MAIN REGISTRATION', 'VAT NUMBER', 'OFFICIAL ADDRESS', 'POSTCODE', 'P.O. BOX', 'CITY', 'COUNTRY', 'PHONE', 'E-MAIL', 'DATE', and 'SIGNATURE OF AUTHORISED REPRESENTATIVE'. There is also a 'STAMP' area.

PLEASE COMPLETE AND SIGN THIS FORM AND ATTACH COPIES OF OFFICIAL SUPPORTING DOCUMENTS (RESOLUTION, LAW, REGISTER(S) OF COMPANIES, OFFICIAL GAZETTE, VAT REGISTRATION, ETC.)

- Public law body WITH LEGAL PERSONALITY, meaning a public entity being able to represent itself and act in its own name, i.e. being capable of suing or being sued, acquiring and disposing of property, entering into contracts. This legal status is confirmed by the official legal act establishing the entity (a law, a decree, etc.).
- National denomination and its translation in EN or FR if existing.
- Registration number in the national register of the entity.



The form is titled 'FINANCIAL IDENTIFICATION' and includes a privacy statement and instructions. It contains several sections for data entry: 'BANKING DETAILS', 'ACCOUNT HOLDER'S DATA', 'ACCOUNT HOLDER', 'STREET & NUMBER', 'TOWN/CITY', 'POSTCODE', 'COUNTRY', 'REMARK', 'BANK STAMP + SIGNATURE OF BANK REPRESENTATIVE', 'DATE', and 'SIGNATURE OF ACCOUNT HOLDER'. There are also checkboxes for 'ACCOUNT HOLDER' and 'DATE'.

- Enter the final bank data and not the data of the intermediary bank.
- This does not refer to the type of account. The account name is usually the one of the account holder. However, the account holder may have chosen to give a different name to its bank account.
- Fill in the IBAN Code (International Bank Account Number) if it exists in the country where your bank is established
- Only applicable for US (ABA code), for AU/NZ (BSB code) and for CA (Transit code). Does not apply for other countries.
- It is preferable to attach a copy of RECENT bank statement. Please note that the bank statement has to confirm all the information listed above under 'ACCOUNT NAME', 'ACCOUNT NUMBER/IBAN' and 'BANK NAME'. With an attached statement, the stamp of the bank and the signature of the bank's representative are not required. The signature of the account-holder and the date are ALWAYS mandatory.

- ✓ Iesniedzot projekta pieteikumu, Nacionālā aģentūra «sertificēs» Jūsu organizācijas OID kodu, pamatojoties uz sniegto informāciju veidlapās un reģistrējot organizāciju.
- ✓ Ja mainījušies organizācijas dati – veidlapas jāatjauno!

Biežāk uzdotie jautājumi	Atbilde
<p>Organizācija nav atrodama sadaļā «My organisations»</p>	<ul style="list-style-type: none"> ○ Jāpārlicinās, ka Erasmus+ platformai pieslēdzāties ar to EU login kontu (e-pasta adresi) ar kuru organizācija tika reģistrēta. vai ○ Jāpārlicinās, ka esat pievienots kā organizācijas «user» (kontaktpersona pie OID koda).
<p>Organizācija jau ir reģistrēta, bet nezinu kā tai piekļūt (kurš no kolēģiem to ir reģistrējis)</p>	<p>Jāsazinās ar Erasmus+ programmas departamentu.</p>
<p>Organizācija ir reģistrēta, bet nav iespējams atjaunot paroli (nav piekļuve e-pastam ar kuru organizācija tika reģistrēta)</p>	<p>Jāsazinās ar Erasmus+ programmas departamentu.</p>
<p>Organizācijai reģistrēti vairāki OID kodi</p>	<p>Jāsazinās ar Erasmus+ programmas departamentu. Organizācijas ietvaros jāvienojas, kurš OID kods turpmāk tiks izmantos. Izveidotos OID kodus nav iespējams izdzēst.</p>

PIC kods	OID kods
<p>907404834 (9 cipari)</p>	<p>E10078288 (E un 8 cipari)</p>
<p>Tiek izmantots iesniedzot tiešās administrēšanas projektus</p>	<p>Tiek izmantots iesniedzot netiešās administrēšanas projektus</p>
<p>Projektus iesniedz Eiropas Komisijas izpildaģentūrā (EACEA)</p>	<p>Projektus iesniedz savas valsts Nacionālajā aģentūrā</p>
<p>https://www.eacea.ec.europa.eu/grants/how-get-grant_en</p>	<p>https://webgate.ec.europa.eu/erasmus-esc/index/</p>
<p>Organizācijai var būt gan PIC kods, gan OID kods</p>	

Papildu informācija

Erasmus+ programmas vadlīnijas - [šeit](#)

PART C - Informācija pieteicējiem (reģistrēšanās, pieteikuma aizpildīšana u.c.)

EU Login konta izveidošanas saite – [šeit](#).

Vadlīnijas EU Login izveidošanai - [šeit](#).

Organizācijas reģistrēšana (OID koda iegūšana) - [šeit](#).

Vadlīnijas organizāciju reģistrācijai (OID koda iegūšanai) – [šeit](#).

Vineta Straume

Erasmus+ programmas departamenta
Stratēģisko partnerību nodaļas
vecākā eksperte

+371 67559501, vineta.straume@viaa.gov.lv



Erasmus+

Bagātini pieredzi, domā plašāk