



Erasmus+ projektu rezultātu platforma



EIROPAS SAVIENĪBA



Valsts izglītības
attīstības aģentūra

Erasmus+

Bagātini pieredzi, domā plašāk

Erasmus+ projektu rezultātu platforma

- Atbilstoši Finansējuma līguma 1.9.2 punktam, projekta **koordinātoram** ir jāievada projekta rezultāti **Erasmus+ projektu rezultātu platformā**
- Rezultātu ievadīšana Projektu rezultātu platformā ir **priekšnoteikums** noslēguma atskaites apstiprināšanai
- Projekta uzsākšanas brīdī projekta **kontaktpersonai** tiek nosūtīts automātisks sistēmas paziņojums par piekļuvi Erasmus+ Projektu rezultātu platformai (ieeja izmantojot *EU Login*)

Projektu rezultātu platforma

Platformā iespējams pievienot:

- projekta **logo**
- projekta **mājas lapu**
- projekta **rezultātus** (katram rezultātam sniedzot skaidru aprakstu angļu valodā)

Rezultātus var pievienot visa projekta gaitā.

Rezultātus iesniegt (*submit for review*) var tikai pēc projekta noslēguma.

Projektų rezultātu platforma

Home About Erasmus+ Opportunities Programme Guide Resources and tools What's new? Projects

You are here: Erasmus+ / Projects / Search project results

[Browse all projects results](#)

"Birds have to fly!"

Save this project in my Booklet



Good Practice

Project Reference: 2019-1-LV01-KA229-060410

Project Status
Completed

Start date 01-09-2019
End date 31-05-2022

Eu Grant
74.975,00 €

Programme
Erasmus+

Key Action
Cooperation for innovation and the exchange of good practices

Action Type
School Exchange Partnerships

Countries covered
5

Summary

This school year saw the completion of the project "Birds have to fly!" which was focused on the enrichment of creativity, cooperation, and knowledge throughout "birds". Thus, these years will be remembered as a bright, emotional, creative, communication, and knowledge-oriented unique Erasmus+ project years by many students and teachers of partnership schools!

It is a pleasure for me that all the works and creative activities proposed in the project application, the additional local school creative tasks and exhibitions were completed. We were hopeful, focused on the adventure, stepped out of our comfort zone, staged play lets, learned how to search for information and make more use of IT tools. For example, pupils from each partner school wrote the stories in their mother tongue and in English with sequels and illustrations, the following year when they met in the mobility, their stories, using the drama method, were performed in a collaborative process between the participants. Pupils learned two dances related to the theme of birds, it was interesting to see the different performances. Taking part in project work encouraged pupils to be active and built their self-confidence.

The theme of birds was widely sung in songs for every nation. Pupils from each partnership school sang the songs in their mother tongue, then sent their video with the performance of the song, the pupils in other partnership schools could learn it. Moreover, in one of the many meetings on the ZOOM platform, the pupils sang all the songs together in four languages in what turned out to be a positive and emotional concert. This school year, when European countries became "healthier", it was possible to carry out mobility.

During the project, we have designed, crafted, drawn and painted birds in a variety of techniques, the works were regularly exhibited in the Erasmus+ project corner, on the information boards, where they could be seen by the pupils, teachers, school visitors. The exhibitions were documented so that as many people as possible could see what was done, both on the Erasmus+ eTwinning website, on the School' website, and in the local newspapers. There was also bird watching in nature, bird feeders were placed, and pupils had the opportunity to gain more knowledge about bird life. Participants learnt more about the national birds of the partner countries by observing them and listening to ornithologists' stories.

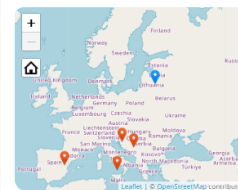
In the previous year, going to the other countries was impossible, we organized regular meetings on the ZOOM platform. One of the most memorable events was a quiz on birds, where each participating school had 10 questions on

Coordinator

Jaunjelgavas vidusskola
UZVARA STREET 1
LV-5134 JAUNJELGAVA
Zemgale
lv Latvia

Coordinator Type: School/Institute/Educational centre - General education (secondary level)
Website: <http://www.jaunjelgavasvidusskola.lv>
Phone: +371 26316678

Participants map



Display the project's participants on map

Partners

+ Colegio Escuelas Pías Santa Engracia (Fundación Educativa Escolapias) es Spain

+ ISTITUTO COMPRENSIVO VINCENZO GEMITO it Italy

+ Osnovna skola Brsadin hr Croatia

+ OSNOVNA SOLA FRANCA LESNIKA - VUKA SLIVNICA PRI MARIBORU sl Slovenia

Download

Project card
English (PDF)

Download

Results

Feedback from participants

+ The book exhibition at each school in the partnership, feedback

+ Collaborative work on the four adventurous, funny, educational stories about birds, feedback

Projektu rezultātu platforma

<https://erasmus-plus.ec.europa.eu/projects>

Erasmus+
EU programme for education, training, youth and sport

Home About Erasmus+ ▾ Opportunities ▾ Programme Guide Resources and tools ▾ What's new? ▾ **Projects ▾**

You are here: [Erasmus+](#) / [Projects](#)

Erasmus+ project results

Presenting the details and outcomes of projects funded under the Erasmus+ programme.

[Search for Erasmus+ funded projects](#)

Erasmus+
EU programme for education, training, youth and sport

Home About Erasmus+ ▾ Opportunities ▾ Programme Guide Resources and tools ▾ What's new? ▾ **Projects ▲**

- About the Project Results Platform**
Details and outcomes of projects funded under the Erasmus+ programme.
- Search project results**
Search for ongoing or completed projects funded under Erasmus+.
- Priorities 2019-2024**
Erasmus+ supports the 2019-24 priorities of the European Commission.
- Frequently asked questions**
Get answers about the projects results platform and how you can use it.
- Projects lists**
Download files about all projects from Erasmus+ and former programmes.
- Platform privacy statement**
Information about the processing and the protection of your personal data.
- Manage my projects**
Log in as a beneficiary or officer to manage your project.
- Contact points**
Contact points for any technical questions not answered in the FAQ.

Projektu rezultātu platforma

| | | | | | | |
|------|------------------|-----------------|-----------------|-----------------------|---------------|-------------------|
| Home | About Erasmus+ ▼ | Opportunities ▼ | Programme Guide | Resources and tools ▼ | What's new? ▼ | Projects ▼ |
|------|------------------|-----------------|-----------------|-----------------------|---------------|-------------------|

Problems logging in?

[Please check the most common issues below.](#)

About the Project Results Platform

Search project results

Priorities 2019-2024 ▼


Frequently asked questions

Projects lists

Platform privacy statement

Manage my projects

Contact points



Manage your project










Need to change some details in your project or add some results?

[Log in to edit your project content](#)

→

Projektų rezultātu platforma

The screenshot displays the Erasmus+ Beneficiary's Dashboard. At the top left, there is the European Commission logo. The main header reads "Erasmus+ Beneficiary's Dashboard". Below this, there is a "Project List" section with a search filter: "Filter by Project Number or Title :". Underneath the filter is a table titled "My Projects" with the following data:

| Identifier | Title | Status | Key Action | Action Type | |
|---------------------------------|---|---|---|---|---|
| 2020-1-BE01-KA226-SCH-082742 | Digital cOmpetence to teach youth with migranT background | Available for submission after results uploaded | Cooperation for innovation and the exchange of good practices | Partnerships for Digital Education Readiness |    |
| 2020-1-BE01-KA107-074851 | Project for higher education student and staff mobility between Programme Countries and Partner Countries | Open for uploading results | Learning Mobility of Individuals | Higher education student and staff mobility between Programme and Partner Countries |    |
| 2021-2-BE01-KA151-YOU-000007428 | Mobility of youth workers 01 CP - EAC IT TRAINING | Open for uploading results | Learning Mobility of Individuals | Mobility of young people for accredited organisations |    |

At the bottom right of the table, there is a pagination control: "< prev 1 next > for 3 project(s)". Below the table is a "Site Links" section with the following links:

- E+PRP Guidelines for beneficiaries
- Erasmus+ Dissemination Platform
- Frequently Asked Questions
- Helpdesk Information
- Relevant results for Erasmus+ projects
- Terms and Conditions

Two red callout boxes are present: "Edit project" with an arrow pointing to the edit icon in the first row, and "Manage my personal data" with an arrow pointing to the user icon in the first row.

Projektu rezultātu platforma

Projekta kontaktpersonas Rezultātu izplatīšanas platformā:

- pamata iestatījumos kontakti nav redzami publiski
- vēlams publiskot vismaz vienu kontaktpersonu

The screenshot displays a web interface titled "Personal Data Management" with a European Union flag icon. It is divided into several sections:

- Project details:** Identifier: 2014-2-LT02-KA347-003780_1; Title: Democracy through Dialogue not Conflict.
- Coordinating Organisation:** Asociacija "Aktyvus Jaunimas". A consent statement reads: "I consent that the following contact person details, marked with 'Yes' will be visible to the general public". Below this, there are three rows of contact information with radio buttons for visibility:
 - Name: Gediminas Kondracius (Yes/No)
 - Phone: +37064331871 (Yes/No)
 - Email: gediminas.kondracius@aktyvus.lt (Yes/No)
- Partner - Hromadska orhanizatsia 'Yevropeiskyi Rytm dlia Ukrainy':** Contact Person: No confidential data defined for this party.
- Partner - Board of European Students of Technology - Eurska rada studentov technickyh univerzit (BEST):** (Dropdown menu)
- Partner - CREATORII:** (Dropdown menu)
- Partner - Associazione "In Progress" Calabria:** (Dropdown menu)
- Partner - European Diplomats' Association:** (Dropdown menu)

At the bottom, there are "Save" and "Go Back" buttons.

Rezultātu pievienošana

Project Information

Project Details Results

Project Number: *
2015-1-CV181-KA203-010000

Title:
European Digital Portfolios for University Students

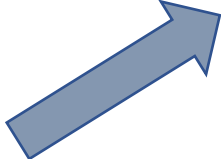
End date:
31/10/2017
DD/MM/YYYY

Submission date:
[] []
DD/MM/YYYY HH:MM (24 Hour)

Website:
Enter website url

LOGO

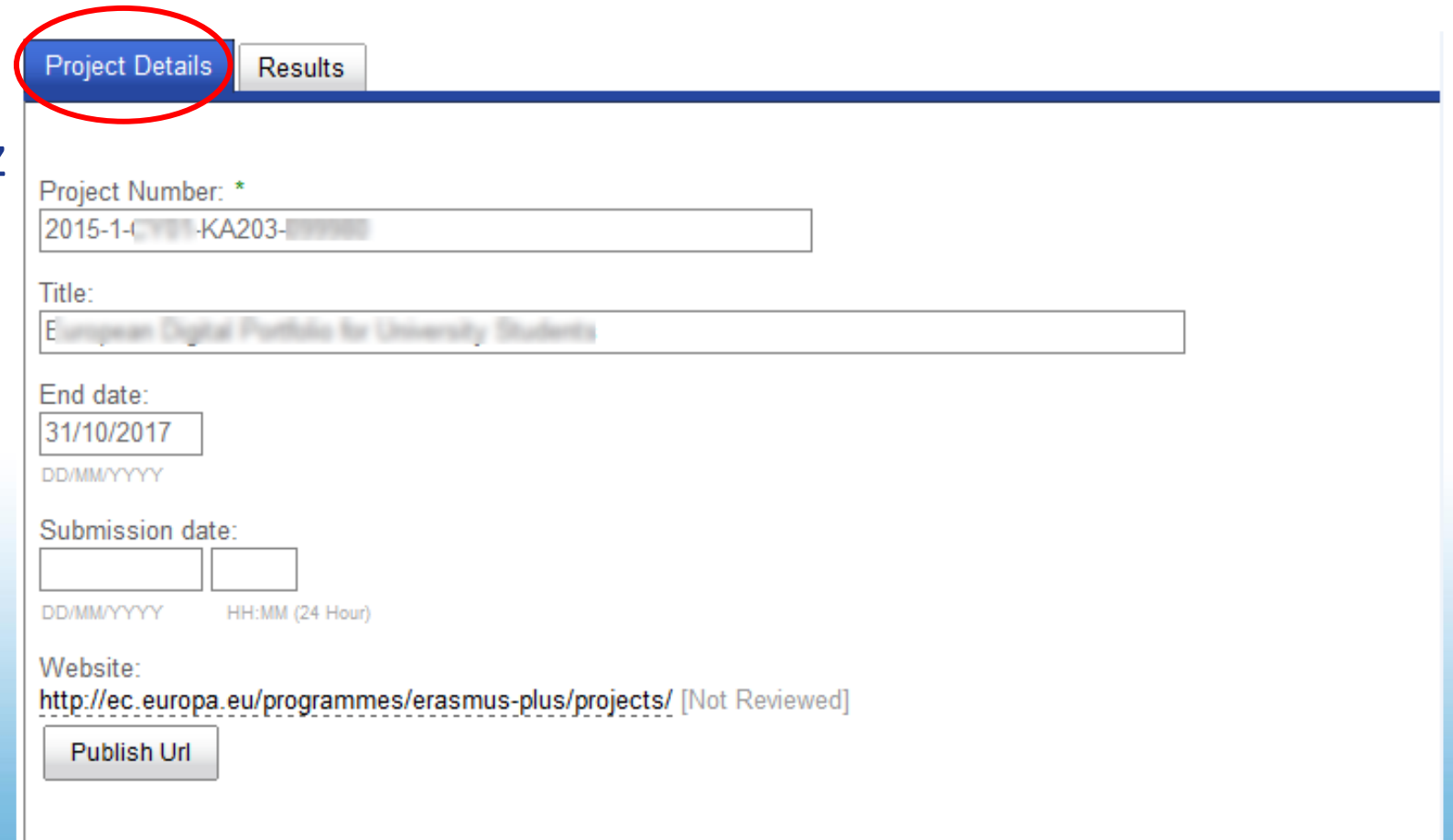
[Upload logo](#)



Rezultātu pievienošana

Projekta mājas lapa –
publiski redzama tīklīdž
tiek pievienota.

Pārējie rezultāti –
publiski redzami pēc
atskaites
apstiprināšanas.



Project Details Results

Project Number: *
2015-1-CY11-KA203-00000

Title:
European Digital Portfolio for University Students

End date:
31/10/2017
DD/MM/YYYY

Submission date:

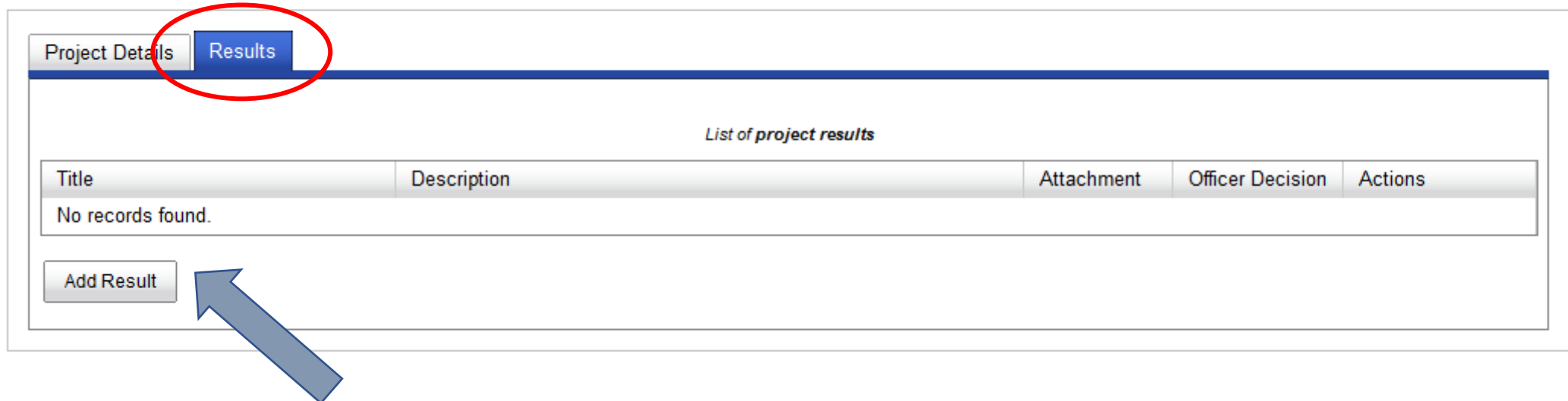
DD/MM/YYYY HH:MM (24 Hour)

Website:
<http://ec.europa.eu/programmes/erasmus-plus/projects/> [Not Reviewed]

Publish Url

Rezultātu pievienošana

Project Information



The screenshot shows a web interface for project management. At the top, there are two tabs: 'Project Details' and 'Results'. The 'Results' tab is selected and highlighted with a red circle. Below the tabs, there is a section titled 'List of project results'. This section contains a table with the following columns: 'Title', 'Description', 'Attachment', 'Officer Decision', and 'Actions'. The table is currently empty, displaying the text 'No records found.' Below the table, there is a button labeled 'Add Result', which is highlighted with a blue arrow pointing to it.

| Title | Description | Attachment | Officer Decision | Actions |
|-------------------|-------------|------------|------------------|---------|
| No records found. | | | | |

[Add Result](#)

- viena rezultāta maksimālais lielums - 100 MB
- iespējamie formāti - *.pdf; *.jpeg; *.jpg; *.tif; *.png; *.gif; *.mpeg; *.mpg; *.ogg; *.ppt; *.pps; *.xls; *.xlsx; *.doc; *.docx; *.rtf; *.txt; *.csv; *.mp4; *.mov; *.mp3

Rezultātu pievienošana

The screenshot displays a web interface for managing project results. The main page is titled 'Beneficiary Project Details' and has a 'Results' tab selected. A modal dialog box titled 'Add result' is open, allowing the user to enter new project results. The dialog box contains the following fields:

- Title:** A text input field containing 'Website - www.facingthegap.eu'. A note below indicates 'Maximum characters size: 200'.
- Description:** A text area containing 'The website created in the project provided a platform for resources and dissemination. www.facingthegap.eu'. A note below indicates 'Maximum characters size: 1000'.
- Category:** A dropdown menu with the current selection 'Select a category...'. The dropdown is open, showing a list of categories: 'Select a category...', 'Feedback from participants', 'Direct effect on participants and project partners', 'Practical & reusable resources for the practitioners', 'Research material bringing forward the reflection in the sector', 'Community building tools', 'Partnerships and cooperations', 'Dissemination material', 'Organizational and working documents', and 'Others'.

At the bottom of the dialog box, there is a checkbox labeled 'Don't publish'. The background page shows a table with columns for 'Title', 'Description', 'Attachment', 'Officer Decision', and 'Actions', and a message 'No records found.' with an 'Add Result' button.

VALOR_Release_4.7.0 (revision 7865) @ 2018-10-03 17:51

Rezultātu pievienošana

The screenshot shows a web interface for 'Beneficiary Project Details'. The page has a header with the European Union logo and the text 'Beneficiary Project Details'. Below the header, there is a section titled 'Project Information' with two tabs: 'Project Details' and 'Results'. The 'Results' tab is active, displaying a table titled 'List of project results'. The table has columns for Title, Description, Type, Attachment, Officer Decision, and Actions. One row is visible with the title 'Dissemination material' and a description 'The website created in the project provided a platform for resources and dissemination. www.facingthegap.eu'. Below the table is an 'Add Result' button. At the bottom of the page, there are two buttons: 'Submit for Review' and 'Go Back'. The 'Submit for Review' button is circled in red.

| Title | Description | Type | Attachment | Officer Decision | Actions |
|------------------------|--|---------|------------|------------------|---------|
| Dissemination material | The website created in the project provided a platform for resources and dissemination. www.facingthegap.eu | Website | | Not Reviewed | |

Pēc rezultātu iesniegšanas šis projekts Rezultātu izplatīšanas platformā vairs nebūs pieejams līdz Nacionālā aģentūra to apstiprinās vai lūgs papildināt.

Projektu rezultātu platforma

Erasmus+ Project Results
Platform
Guide for Beneficiaries

Erasmus+ projektu rezultātu platformas rokasgrāmata – šeit

1. Piekļuve sistēmai
2. Datu ievade
3. Projekta rezultātu augšupielāde (failu veidi, lielums)
4. Rezultātu apraksta izveide angļu valodā
5. Projekta rezultātu iesniegšana
6. Biežāk uzdotie jautājumi

EAC-PROJECTSPLATFORM-HELPDESK@ec.europa.eu

Kam pievērt uzmanību?

- Rezultātu kvalitatīva **noformēšana**.
- **Publicitātes prasību** ievērošana (Līguma punkts I.11. *Papildu noteikums par Savienības finansējuma redzamību*).

Vizuālās identitātes vadlīnijas, logo un atruna (*disclaimer*) atrodami [šeit](#).

- **Netaustāmo rezultātu** izvērtēšana, apkopošana un publicēšana.



Vineta Straume

Erasmus+ programmas departamenta
Sadarbības partnerību nodaļas
vecākā eksperte

+371 67559501, vineta.straume@viaa.gov.lv

Erasmus+

Bagātini pieredzi, domā plašāk